



CAREFULLY SCULPTING
THE ULTIMATE EXPERIENCE



NOVA *Super*/Elite



- ▶ Dustproof
- ▶ Products collection
- ▶ Streamlined keypad
- ▶ Integrated Autofocus
- ▶ Strong body



- ▶ Dual light sources
- ▶ Pass-through door
- ▶ Built in chiller
- ▶ WIFI
- ▶ Air regulator

LIGHTSPOT


1
Super strong fully
enclosed machine body



2
Whole optic path
and guide rail clean pack design

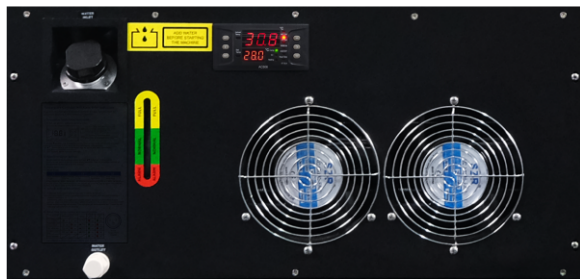



3
Seamless source switching




Metal RF&High power DC glass tube together

2000mm/s scan speed
5G acceleration speed




All in one design
built in 5200 Chiller, blower and air assist

Streamlined keypad

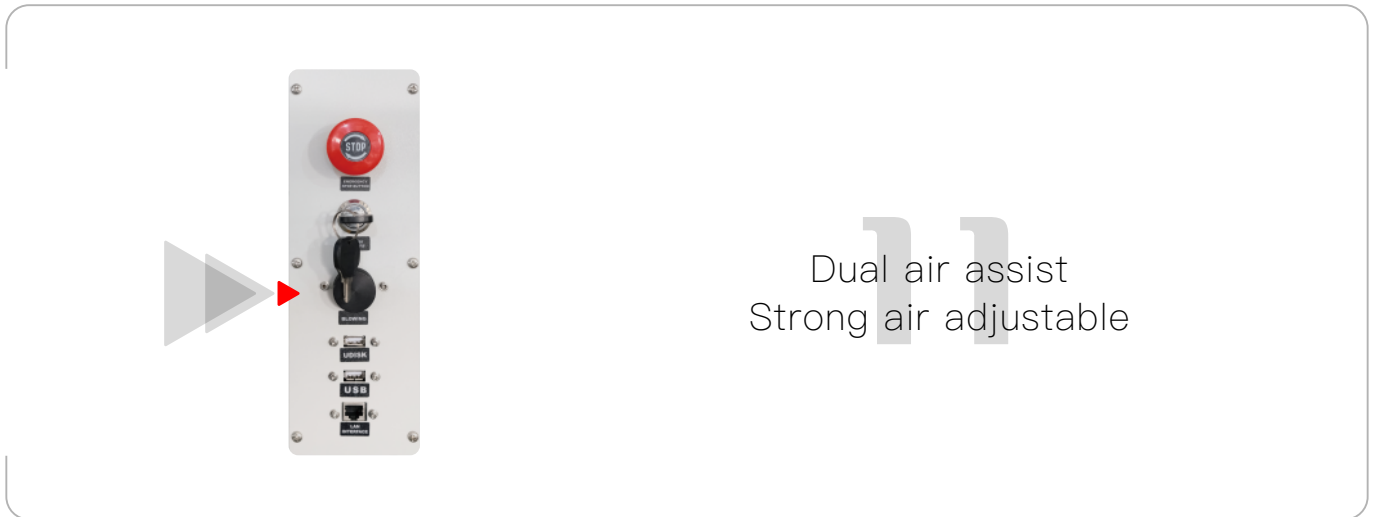


Integrated Autofocus
2", 2.5", 4" focuslens position



Convenient scrap
and product collecting system

Active airflow



Dual air assist
Strong air adjustable



Effective table
and Pass through door



Detachable machine body
to pass through narrow door or doorway



SPECIFICATIONS

Model	Super10 / Elite10	Super14 / Elite14	Super16 / Elite16
Working Area	1000*700mm	1400*900mm	1600*1000mm
Machine Size	1500*1210*1025mm	1900*1410*1025	2100*1510*1025
Laser Tube	80W/100W RF30W/60W ; 80W/100W	100W/130W RF30W/60W ; 80W/100W	130W/150W RF30W/60W ; 80W/100W
Electric Up&Down	200mm Adjustable	200mm Adjustable	200mm Adjustable
Machine Net Weight	450Kg	520Kg	620Kg
Machine Packing Weight	530Kg	610Kg	730Kg
Packing Size	1600*1320*1225mm	2000*1510*1225mm	2200*1650*1225mm
Input Voltage	220V AC Single Phase 50Hz/60Hz, Optional for 110V AC Single Phase 50Hz		
Rated Power	2600W		
Engraving Speed	2000mm/s ; 1200mm/s		
Acceleration Speed	5G		
Cutting Speed	800mm/Second		
Laser Optical Control	1-100% Set by Software		
Minimum Engraving Size	Chinese Charactor 2.0mm*2.0mm, English Letter 1.0mm*1.0mm		
Max Scanning Precision	1000DPI		
Locating Precision	<=0.01		
Cutting Thickness	0-30mm(depends on different materials)		
Engraving Software	RDWorks/LightBurn		
Graphic Format Supported	DSP/PLT/BMP/DXF/AI/DWJ etc.		
Compatible Software	CorelDraw/Photoshop/AutoCAD/All kinds of Embroidery Software		
Worktable	Honey Comb+Aluminum table		
Auto Focus	Integrated Autofocus		
Red Dot Positioning	Yes		
Rotary Device	Optional		
Built-in WIFI	Optional		



28ης Οκτωβρίου 146
56430 Θεσσαλονίκη
Τηλ: 2312 312.312
e-mail: info@master.gr
<http://www.master.gr>